

NOTE:

TENANCY SETOUT SUBJECT TO FINAL CONFIRMATION ON SITE.

STRUCTURAL MEMBERS, SERVICES LOCATIONS AND THE EXTENT OF THE OVERHEAD LESSOR'S SERVICES ZONE ARE REPRESENTATIVE OF THE DESIGN AT THE TIME OF DRAWING ISSUE AND ARE SUBJECT TO DESIGN DEVELOPMENT.

CHECK ALL DIMENSIONS ON SITE.
 USE ONLY WRITTEN DIMENSIONS.
 REFER TO ALL DETAIL DWGS, STRUCTURAL MECHANICAL & SERVICE DWGS.
 REFER ANY DISCREPANCIES TO ARCHITECTS BEFORE COMMENCING WORK.

ALL SERVICES ARE INDICATIVE ONLY AND SHOULD BE CHECKED ON SITE.

DO NOT PENETRATE OR ADJUST STRUCTURAL MEMBER, COLUMNS OR SLABS. ANY ADDITIONAL PENETRATIONS ARE SUBJECT TO STRUCTURAL ENGINEER'S APPROVAL AND BY THE LESSOR AT LESSEE'S COST.

LESSEES FITOUT SHALL NOT ATTACH TO OR BE SUPPORTED FROM LESSORS BULKHEAD. SUPPORT ALL LESSEES WORKS ONLY FROM MAIN STRUCTURE AND ALLOW FOR MOVEMENT IN THE STRUCTURE.

FINISH TO TOP AND ENDS OF MASONRY INTER-TENANCY WALL BETWEEN KIOSKS (IF APPLICABLE) BY LESSOR, UNLESS NOTED OTHERWISE.

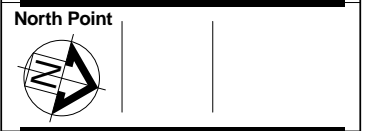
THE TENANT SHOULD, BEFORE PROCEEDING WITH FITOUT DESIGN, SITE SURVEY THE PREMISES AND NOTE ANY FIXTURES OR CHANGE IN FLOOR LEVELS THAT MAY AFFECT THEIR DESIGN.

SPRINKLER SETOUT TO SUIT THE TENANCY LAYOUT BY LESSOR AT THE LESSEE'S COST.

KEY LEGEND:

- C.O.S. CONFIRM ON SITE
- F.F.L. FINISHED FLOOR LEVEL
- S.F.L. STRUCTURAL FLOOR LEVEL
- TELECOMMUNICATION POINT
- SWB SWITCHBOARD
- DCWP COLD WATER CONNECTION
- GCWP GAS CONNECTION POINT
- TW TRADE WASTE
- WP WASTE POINT

General Note
 ALL DIMENSIONS TO BE CHECKED ON SITE. WRITTEN DIMENSIONS ONLY TO BE USED. REFER TO ALL DETAIL DRAWINGS, STRUCTURAL, MECHANICAL & SERVICES DRAWINGS BEFORE COMMENCING WORK. REFER ANY DISCREPANCIES TO THE ARCHITECT. DO NOT SCALE FROM DRAWINGS. COPYRIGHT OF THE DESIGN SHOWN HEREIN IS RETAINED BY SCENTRE DESIGN AND CONSTRUCTION. WRITTEN AUTHORITY IS REQUIRED FOR ANY REPRODUCTION.



Revisions

Rev	Date	By	Chk	Description
1	26/05/16	WK	CH	ISSUED PER ACTNOW T1 (KIOSK K302)

SCENTRE GROUP

Owner and Operator of **Westfield** in Australia and New Zealand
 Scentre Design and Construction Pty Limited
 85 Castlereagh Street, Sydney NSW 2000
 Phone (02) 9358 7000 Fax (02) 9028 8500
 GPO Box 4004 Sydney NSW 2001
 ACN 000 267 265
<http://www.westfield.com.au>

Project **CHATSWOOD**

Title **KIOSK K302**

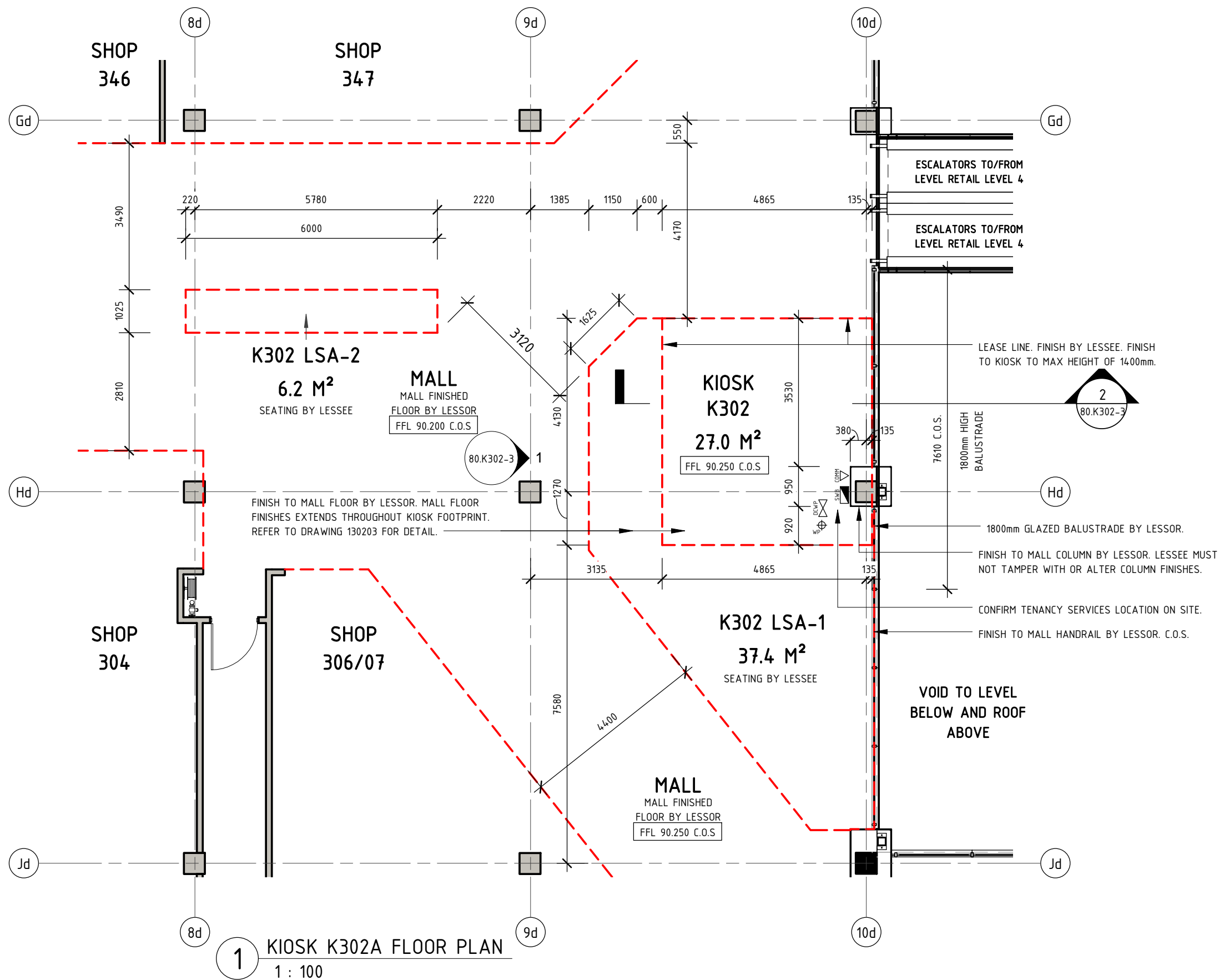
LOCATION DIAGRAM

ZONE D - LEVEL 3

Project Number **-** CAD File Path
 T:\CENTRE>\PROJECT>02
 PROJECTS\02 DRAWINGS\02 BIM\02
 SHEETS

Date **26/05/2016 2:40:20 PM** SHEET Drawn **WK** Checked **CH**


Scale **@A3 1 : 1000** Drawing No. **80.K302-1** Revision **1**



KEY LEGEND:

- C.O.S.: CONFIRM ON SITE
- F.F.L.: FINISHED FLOOR LEVEL
- S.F.L.: STRUCTURAL FLOOR LEVEL
- △_{COMM}: TELECOMMUNICATION POINT
- _{SWB}: SWITCHBOARD
- _{DCWP}: COLD WATER CONNECTION
- ⊕_G: GAS CONNECTION POINT
- ⊕_{TW}: TRADE WASTE
- ⊕_{WP}: WASTE POINT

General Note
 ALL DIMENSIONS TO BE CHECKED ON SITE. WRITTEN DIMENSIONS ONLY TO BE USED. REFER TO ALL DETAIL DRAWINGS, STRUCTURAL, MECHANICAL & SERVICES DRAWINGS BEFORE COMMENCING WORK. REFER ANY DISCREPANCIES TO THE ARCHITECT. DO NOT SCALE FROM DRAWINGS. COPYRIGHT OF THE DESIGN SHOWN HEREIN IS RETAINED BY SCENTRE DESIGN AND CONSTRUCTION. WRITTEN AUTHORITY IS REQUIRED FOR ANY REPRODUCTION.



Revisions

Rev	Date	By	Chk	Description
1	26/05/16	WK	CH	ISSUED PER ACTNOW T1 (KIOSK K302)

SCENTRE GROUP
 Owner and Operator of **Westfield** in Australia and New Zealand
 Scentre Design and Construction Pty Limited
 85 Castlereagh Street, Sydney NSW 2000
 Phone (02) 9358 7000 Fax (02) 9028 8500
 GPO Box 4004 Sydney NSW 2001
 ACN 000 287 265
<http://www.westfield.com.au>

Project **CHATSWOOD**

Title **KIOSK K302 FLOOR PLAN**

ZONE D - LEVEL 3

Project Number	CAD File Path		
-	T:\CENTRE>\PROJECT>02 PROJECTS\02 DRAWINGS\02 BM\02 SHEETS		

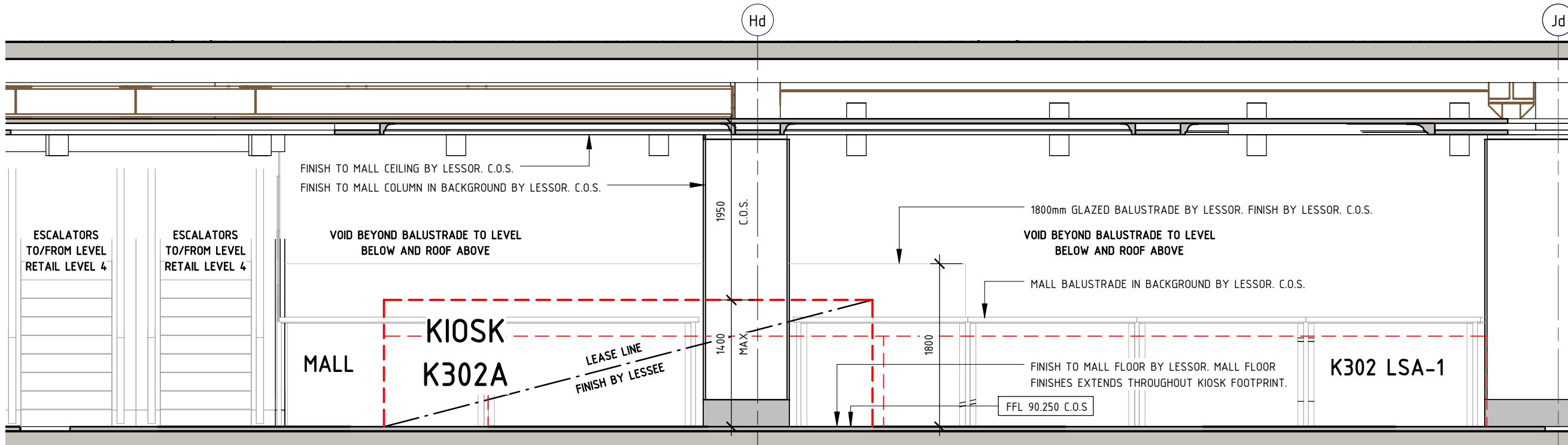
Date	SHEET	Drawn	Checked
26/05/2016 2:40:21 PM		WK	CH

Scale	Drawing No.	Revision
@A3 1 : 100	80.K302-2	1

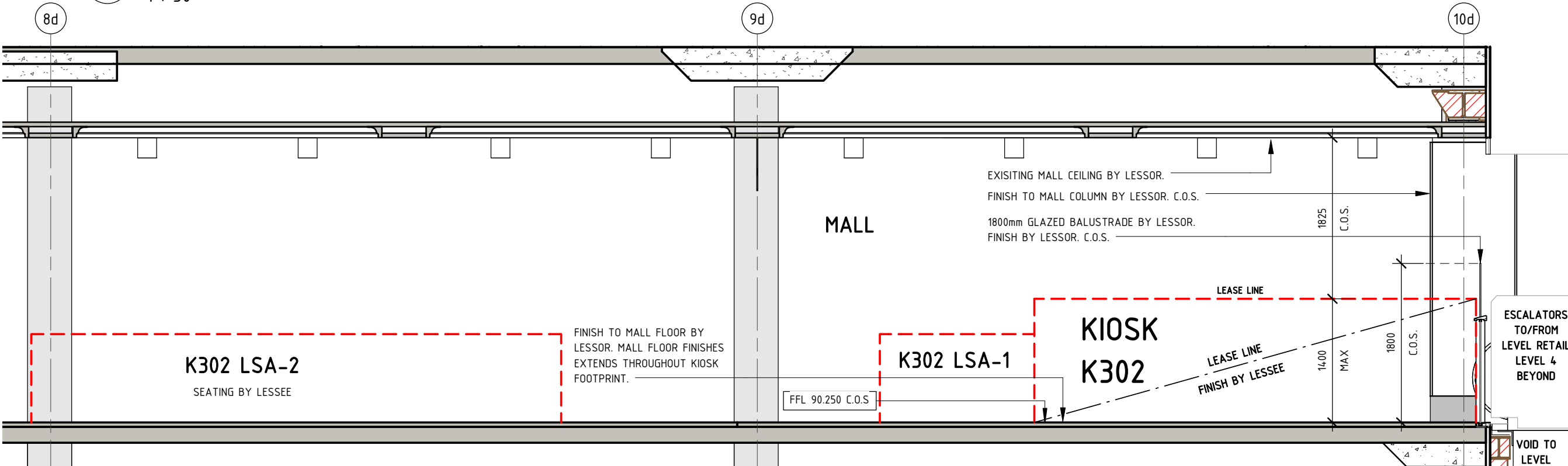
1 KIOSK K302A FLOOR PLAN
 1 : 100

KEY LEGEND:

C.O.S.:	CONFIRM ON SITE
F.F.L.:	FINISHED FLOOR LEVEL
S.F.L.:	STRUCTURAL FLOOR LEVEL
△	TELECOMMUNICATION POINT
■	SWITCHBOARD
⊗	COLD WATER CONNECTION
⊕	GAS CONNECTION POINT
⊖	TRADE WASTE
⊙	WASTE POINT

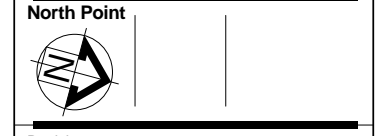


1 KIOSK K302A ELEVATION
1 : 50



2 KIOSK K302A SECTION
1 : 50

General Note
ALL DIMENSIONS TO BE CHECKED ON SITE. WRITTEN DIMENSIONS ONLY TO BE USED. REFER TO ALL DETAIL DRAWINGS, STRUCTURAL, MECHANICAL & SERVICES DRAWINGS BEFORE COMMENCING WORK. REFER ANY DISCREPANCIES TO THE ARCHITECT. DO NOT SCALE FROM DRAWINGS. COPYRIGHT OF THE DESIGN SHOWN HEREIN IS RETAINED BY SCENTRE DESIGN AND CONSTRUCTION. WRITTEN AUTHORITY IS REQUIRED FOR ANY REPRODUCTION.



Revisions

Rev	Date	By	Chk	Description
1	26/05/16	WK	CH	ISSUED PER ACTNOW T1 (KIOSK K302)

SCENTRE GROUP
Owner and Operator of **Westfield** in Australia and New Zealand
Scentre Design and Construction Pty Limited
85 Castlereagh Street, Sydney NSW 2000
Phone (02) 9358 7000 Fax (02) 9028 8500
GPO Box 4004 Sydney NSW 2001
ACN 000 287 265
http://www.westfield.com.au

Project **CHATSWOOD**

Title **KIOSK K302**
SECTION AND ELEVATION

ZONE D - LEVEL 3
Project Number CAD File Path
T:\CENTRE\PROJECT\02 PROJECTS\02 DRAWINGS\02 BIM\02 SHEETS

Date	SHEET	Drawn	Checked
26/05/2016 2:40:23 PM		WK	CH

Scale	Drawing No.	Revision
@A3 1 : 50	80.K302-3	1